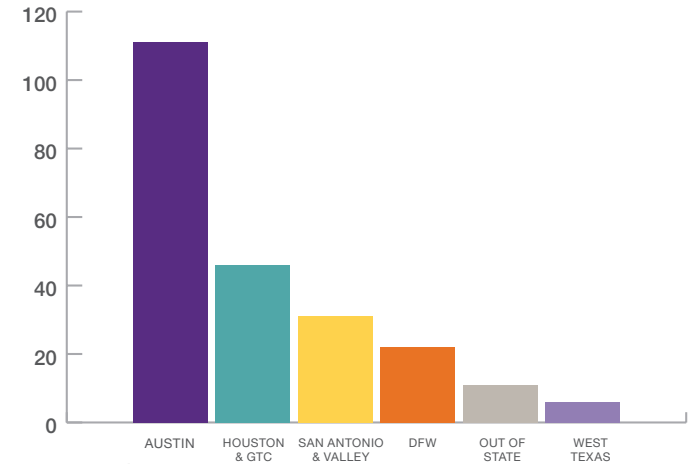


First-Time Freshman 2019 CENSUS REPORT



228

TOTAL STUDENTS



TOP MAJORS

BUSINESS ADMIN	49
PRE-NURSING	29
KINESIOLOGY	29
BIOLOGY	17
UNDECIDED	14
CRIMINAL JUSTICE	13


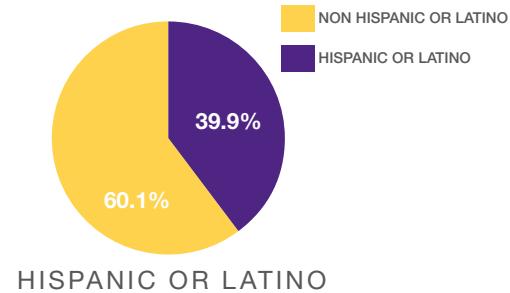
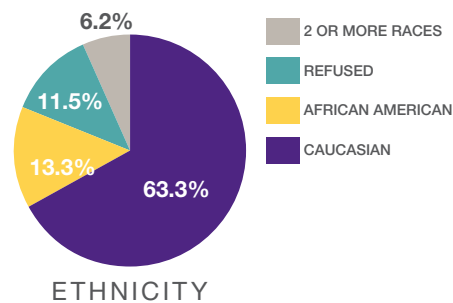
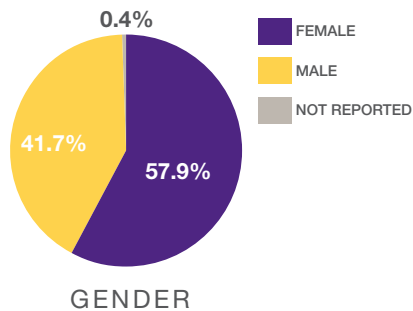
TOP RELIGIONS

ROMAN CATHOLIC	40
NON REPORTED	34
BAPTIST	30
CHRISTIAN	26
LCMS	24
CHRISTIAN FELLOWSHIP	12



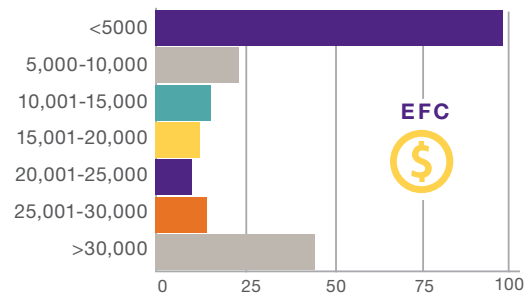
AVERAGE

GPA	SAT	ACT
3.26	1046	21



78.9% OF CLASS WAS APPLIED BY MARCH 1

80% OF CLASS WAS ACCEPTED BY APRIL 1



SCHOLARSHIPS

FUND	COUNT	PCT.
IWALT	53	23.25
ILLUTH	51	22.37
IPRES	39	17.11

Transfer Student 2019 CENSUS REPORT



119

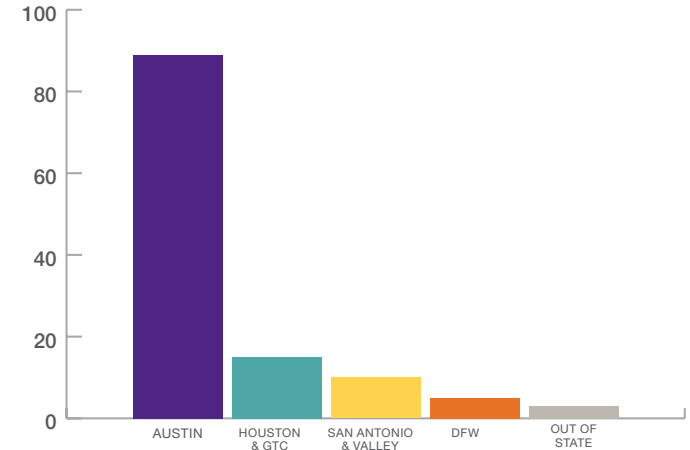
TOTAL STUDENTS



TEXAS RESIDENTS



19 IN RESIDENCE HALLS



TOP MAJORS

BUSINESS ADMIN	33
PRE-NURSING	25
PSYCHOLOGY	8
GLOBAL PUBLIC HEALTH	7
KINESIOLOGY	5

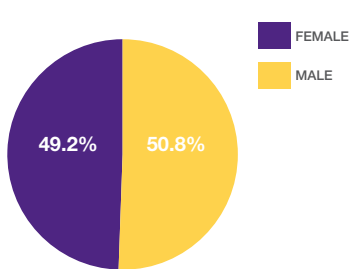
TOP RELIGIONS

NON REPORTED	44
ROMAN CATHOLIC	15
BAPTIST	11
CHRISTIAN FELLOWSHIP	8
LCMS	6

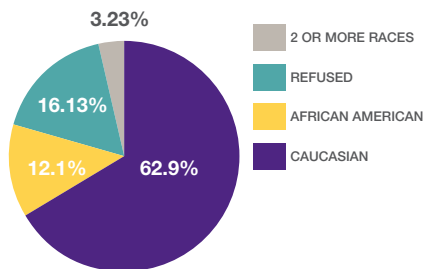


27
NCAA DIVISION III ATHLETES

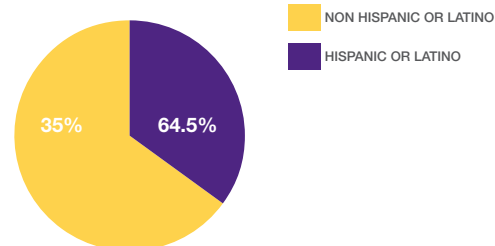
AVERAGE GPA 3.1



GENDER



ETHNICITY



HISPANIC OR LATINO



41
FIRST GENERATION STUDENTS

70.1% OF STUDENTS WERE ACCEPTED BETWEEN **APRIL AND AUGUST**

85.4% OF STUDENTS WERE DEPOSITED BETWEEN **APRIL AND AUGUST**